

Magnetism – Teachers Notes

Activity One

The Track Game

Each group (up to 4 players) will need a baseboard (sheet 1) and a coin. Players take turns to toss the coin. If it lands on 'heads' they move forwards one space. If it land on 'tails' then they move on 2 spaces. If they land on something that is magnetic then they move on an extra square.

Activity Two

Prediction

Pupils working in pairs. Each paid needs a magnet and the objects listed on sheet 2. The pair go through the list and predict whether or not they think that the items are magnetic. Then they use their magnet to test whether or not their predictions were accurate.

Activity Three

Classification

In pairs or groups of three. Pupils cut out the small pictures on sheet 4. If they want to add miscellaneous items beforehand they can draw pictures in the 9 empty boxes. Enlarge the Venn diagram to A3. The group have to then classify the objects according to whether or not they think that they are magnetic. When they have sorted the objects they can be glued in place.

Activity Three

Classification

Self Assessment evaluation sheet on the skills of working together.

(NB Activities 1,2 and 3 need not necessarily be done in that order).

Remember - move on 1 extra square if you land on something magnetic!

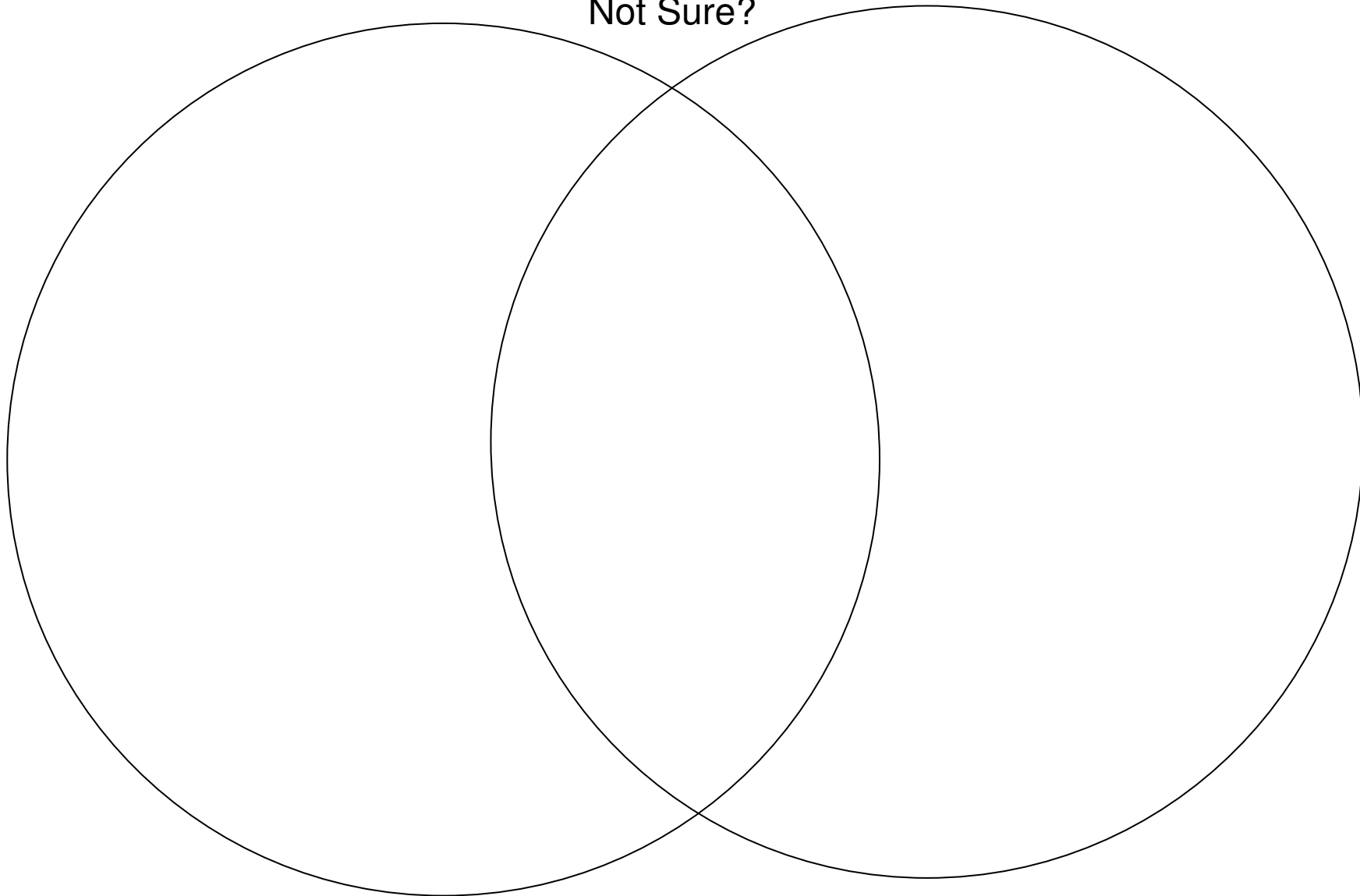
Pin  5	Pencil  4	Metal pipe  3	Paper  2	Cup  1	Start
Drawing Pin  6	Cardboard  7	Wood  8	Chalk  9	Plastic  10	
Candle  17	Marble  16	Paper clip  15	Clothes peg  14	Plastic button  13	2p coin  12
Cork  18	Steel wool  19	Cotton wool  20	Brass button  21	10p coin  22	Rubber  23
Plastercine  29	Wax crayon  28	Rubber band  27	Sea shell  26	Bolt  25	Glass  24
Sellotape  30	Pebble  31	Rubber ball  32	Ribbon  33	Leaf  34	Stick  35
Lego  41	Gold ring  40	Coat hook  39	PE shoe  38	Drinks can  37	Shoe buckle  36
Gold ear-ring  42	Bottle top  43	Plastic comb  44	Matchbox  45	Finish	

Is it magnetic?

Magnetic

Non-magnetic








Not Sure?



Is it Magnetic?

You will need: A magnet, the objects named below.

- Predict which objects will be attracted to a magnet.
- Record your results.

Object	Prediction	Result
 2p coin		
 5p coin		
 Ruler		
 Pin		
 Pencil		
 Paper Clip		
 Paper		
 Foil		
 Rubber		
 Scissors		
 Spoon		
 Lego		
 Clothes Peg		

- What have you found out?

Drawing Pin 	Pin 	Pencil 	Metal Pipe 	Paper 	Cup 
Cardboard 	Wood 	Chalk 	Plastic 	Scissors 	2p Coin 
Cork 	Candle 	Marble 	Paper Fastener 	Clothes Peg 	Plastic Button 
Steel Wool 	Cotton Wool 	Brass Button 	10p Coin 	Rubber 	Glass 
Sellotape 	Clay 	Wax Crayon 	Rubber Band 	Sea Shell 	Bolt 
Pebble 	Rubber Ball 	Ribbon 	Leaf 	Stick 	Shoe Buckle 
Gold ear-ring 	Lego 	Gold Ring 	Coat Hook 	PE Shoe 	Drinks Can 
Bottle Top 	Plastic Comb 	Matchbox 			

You can draw some pictures of your own in the empty boxes

Working Together

